

Name: _____ Date: _____

Strong Shapes Web Worksheet

Go to the Edmunds home page and click on the link "Teams"

Scroll down to the bottom of the page

Click on "Design and Technology Education"

Click the "Links" button on the left side of the D&TE homepage


Find the links called "Forces and Strong Shapes"

Click on "Shapes Lab"

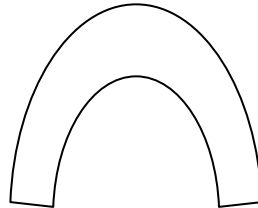
Raise the slider on the right to number 1.

Describe/draw what is happening to the shapes: (use another sheet of paper if necessary)

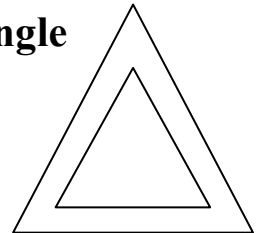
Rectangle



Arch




Triangle



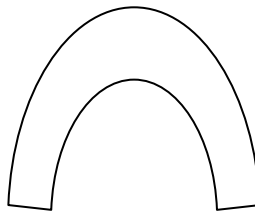
Raise the slider to number 3.

Describe/draw what has happened to the shapes: (use another sheet of paper if necessary)

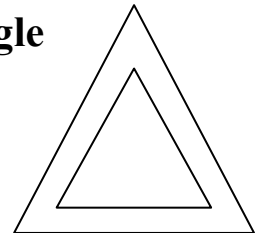
Rectangle



Arch




Triangle



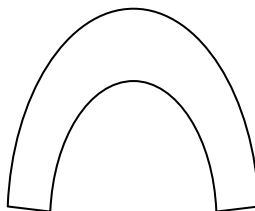
Raise the slider to number 6.

Describe/draw what has happened to the shapes: (use another sheet of paper if necessary)


Rectangle



Arch




Triangle



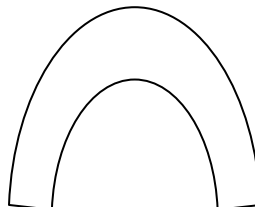
Raise the slider to number 9.

Describe/draw what has happened to the shapes: (use another sheet of paper if necessary)

Rectangle



Arch



Triangle

